

Equipment Databases

All about
semiconductor equipment markets

CMRS Product Modules

The Chip Insider® (TCI)

- Strategy and Tactics
- Equipment
- Emerging Markets
- Weather Report
- TCI Graphics File
- Client Support
 - Access to Analysts
 - Advisories
 - Bullet Proofing
 - Inquiries

ForecastPro

- Forecast Databases
- Driving Forces
- TCI Graphics
 - IC supply and demand
 - Monthly Capacity
- Weather Report
- Client Support
 - Assistance

Equipment Databases

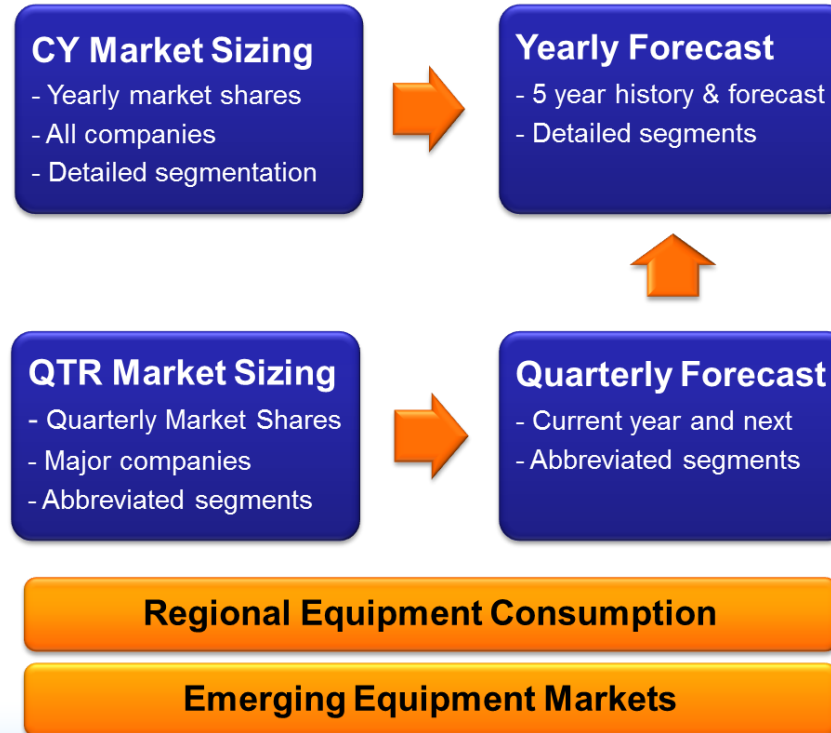
- IC Equipment
 - Forecasts
 - Histories
 - Market Shares
 - Yearly & Quarterly
- Regional Equipment Sales
- Emerging Markets
- Client Support
 - Assistance

Baseline for Chip Equipment Markets

- The original standard on semiconductor equipment industry
 - Market shares and forecasts
 - Annual and quarterly data series
- For Corporate Marketing, Product Management, and Investor Relations
 - An external and independent source to reference
 - External validation and verification
 - Market sizing and share data reviewed and accepted by major equipment suppliers

Equipment Databases

Analysis of the equipment markets



Equipment Segments Covered

SEMICONDUCTOR EQUIPMENT SEGMENTS		
Wafer Fab Eqpt	Test	Assembly & Packaging
Lithography - Tracks - Scanners - Mask Writers Ion Implant CMP Deposition - CVD, PVD, ALD, ECD - RTP, Diffusion - HDDs, MEMS Etch Clean Process Diagnostics - Film & CD Measurement - Inspection - Reticle Inspection Other WFE - Wafer Mfg - Automation	Automated Test - Memory Test - SOC Test - Linear & Discrete Test - Other Test - Design Diagnostics Material Handling - Probers - Handlers - Laser Repair	Assembly Inspection - 2D & 3D Inspection - Lead Inspection Dicing Bonding - Die Bonders - Wire Bonders - Adv. Interconnect Bonders Packaging - Molding & Sealing - Finishing & Marking - Transfer & Singulation Advanced Packaging - Lithography - Deposition - Etch and Clean - Inspection

Preview of Equipment Databases

INDEX BY MANUFACTURER

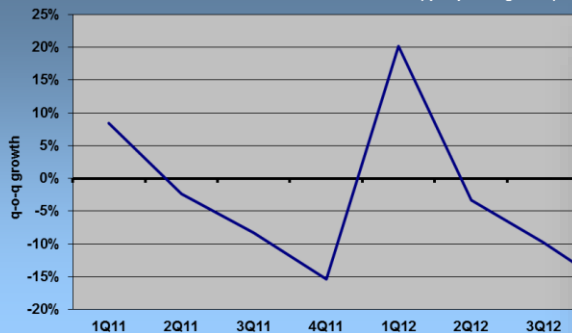
Yearly	[A B C D E F G H I J K L M N O P Q R S T U V W X Y Z 1-9]
Supplier	Mstrid
Applied Materials	AMAT
Advantest Corporation	ADVT
ASML	ASML

Worldwide IC Manufacturing Equipment Sales

(Total sales in \$M, calendar year)

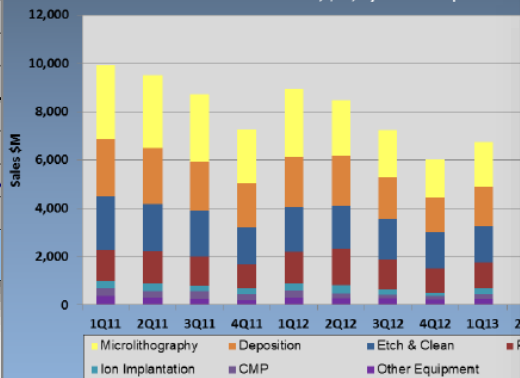
AOW	MSTRID	COMPANY	2008	2009	2010	2011	2012
NA	AMAT	Applied Materials	5665.9	3507.9	7284.0	7470.9	7087.4
EU	ASML	ASML	4367.2	2267.9	5973.1	7877.1	6083.7
		LTD.	4352.6	2323.7	5261.3	6203.3	5270.0
		Corporation	1903.7	1198.0	3004.6	2804.1	3168.6
			2112.3	1316.1	2431.7	3103.5	3066.7
			884.4	430.0	1134.2	1446.7	1795.6
			1016.0	597.1	1707.0	2011.0	1771.0

Worldwide Semiconductor Equipment Sales
(q-o-q sales growth)



WFE Equipment Sales

worldwide sales, \$M, by calendar qtr



RESTRICTED DATA: Limited Distribution per T&Cs. Copyright © 2013 VLSI RESEARCH INC.

Semiconductor Equipment Trends

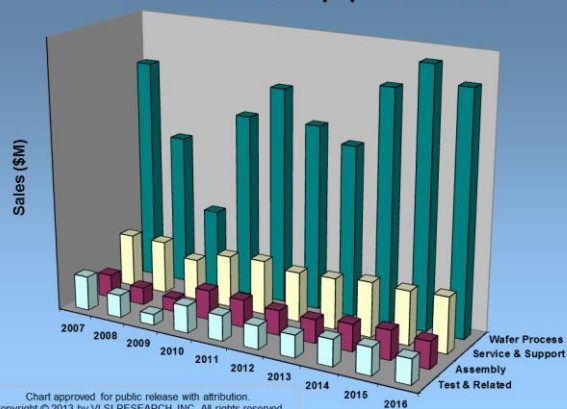


Chart approved for public release with attribution.
Copyright © 2013 by VLSI RESEARCH INC. All rights reserved.

about

Chip Market Research Services (CMRS)

- Marketing, communication, and strategic planning tool for semiconductor industry
- Real-time data on the status of the semiconductor business environment
 - Chip supply & demand, inventories, prices, manufacturing capacity
 - Customer and technical trends in design and manufacturing
- Equipment Markets
 - Market shares, forecasts, demand baselines, emerging market analysis

To order CMRS or get more information, please contact us at
VLSIresearch.com